




# Digital AC/DC Clamp Meters



Models	UT211B	UT210E	UT210D	UT203+	UT204+	UT203R	UT204R	UT213C	
Page	082	082	082	079	079	079	079	083	
									
AC current (A)	60A	100A	200A	400A	600A	400A	600A	400A	
DC current (A)	60A	100A	200A	400A	600A	400A	600A	400A	
AC voltage (V)	600V	600V	600V	600V	600V	600V	600V	600V	
DC voltage (V)	600V	600V	600V	600V	600V	600V	600V	600V	
Resistance ( $\Omega$ )	60M $\Omega$	20M $\Omega$	20M $\Omega$	40M $\Omega$	60M $\Omega$	40M $\Omega$	60M $\Omega$	40M $\Omega$	
Capacitance (F)	62mF	20mF	20mF	40mF	60mF	40mF	60mF	40mF	
Frequency (Hz)			60kHz	10MHz	10MHz	10MHz	10MHz	1MHz	
Temperature ( $^{\circ}$ C)			-40 $^{\circ}$ C~1000 $^{\circ}$ C		-40 $^{\circ}$ C~1000 $^{\circ}$ C		-40 $^{\circ}$ C~1000 $^{\circ}$ C	-40 $^{\circ}$ C~1000 $^{\circ}$ C	
<b>Features</b>									
Jaw opening	17mm	17mm	17mm	28mm	28mm	28mm	28mm	30mm	
Display count	6000	2000	2000	4000	6000	4000	6000	4000	
True RMS	●	●	●	●	●	●	●	●	
Diode/continuity	●	●	●	●	●	●	●	●	
Low battery indication	●	●	●	●	●	●	●	●	
Data hold	●	●	●	●	●	●	●	●	
Auto power off	●	●	●	●	●	●	●	●	
LCD backlight	●	●	●	●	●	●	●	●	
Duty cycle				●	●	●	●	●	
NCV	●	●	●	●	●	●	●	●	
Auto range	●	●	●	●	●	●	●	●	
Max/min				●	●	●	●	●	
Relative mode				●	●	●	●	●	
Flashlight								●	
Zero mode	●	●	●	●	●	●	●	●	
VFC	●	●							
<b>Safety Features</b>									
Drop test	1m	1m	1m	1m	1m	1m	1m	1m	
Safety rating	CAT II 600V/CAT III 300V							CAT III 600V	
Certificates	CE/UKCA /cETLus	CE/UKCA /cETLus	CE/UKCA /cETLus			CE/UKCA /cETLus	CE/UKCA /cETLus	CE/UKCA /cETLus	

# UT200+/UT200R SERIES

400A/600A Digital Clamp Meters

**UNI-T**®



Industrial electricity



Residential electricity



Air conditioning



Automobile

Specifications	Range	UT201+/201R	UT202+/202R	UT202A+/202F	UT203+/203R	UT204+/204R
Certificates (UT200R/F series only)	CE, UKCA, cETLus					
AC current (A)	400A 600A	±(2%+10)	±(2%+10)	±(2%+10)	±(2%+5)	±(2%+5)
AC current frequency response		50Hz~100Hz	50Hz~100Hz	50Hz~100Hz	45Hz~400Hz	45Hz~400Hz
DC current (A)	400A 600A				±(2%+5)	±(2%+5)
AC voltage (V)	600V	±(0.8%+5)	±(0.8%+5)	±(0.8%+5)	±(0.8%+5)	±(0.8%+5)
AC voltage frequency response		45Hz~400Hz	45Hz~400Hz	45Hz~400Hz	45Hz~400Hz	45Hz~400Hz
High voltage frequency	5~600V (on voltage position)	10Hz~10kHz	10Hz~10kHz	10Hz~10kHz	10Hz~60kHz	10Hz~60kHz
DC voltage (V)	600V	±(0.5%+2)	±(0.5%+2)	±(0.5%+2)	±(0.5%+2)	±(0.5%+2)
Resistance (Ω)	40MΩ 60MΩ	±(0.8%+2)	±(0.8%+2)	±(0.8%+2)	±(0.8%+2)	±(0.8%+2)
Capacitance (F)	4mF 40mF 60mF		±(4%+5)		±(4%+5)	±(4%+5)
Temperature (°C)	-40°C~1000°C		±(1.5%+5)			±(1.5%+5)
Frequency (Hz)	<30V (on Hz position)			10Hz~10MHz	10Hz~10MHz	10Hz~10MHz
Display count		4000	4000	6000	4000	6000
Jaw opening		28mm	28mm	28mm	28mm	28mm
Relative mode			√	√	√	√
Zero mode					√	√
Category ratings	CAT II 600V, CAT III 300V					

## Features

Auto range	Data hold
True RMS/NCV	MAX/MIN
Continuity test	Low battery indication
Diode	Auto power off

## Characteristics

Standard accessories	Batteries, test leads, Thermocouple (UT202+/204+/202R/204R), English manual
Power	1.5V battery (R03) x 2
Display	37 x 25mm
Product size	215 x 63 x 36mm
Product net weight	Around 240g
Standard individual packing	Gift box, carrying bag
Standard quantity per carton	40pcs
Standard carton measurement	485 x 295 x 385mm
Standard carton gross weight	UT201+/201R: 16.6kg; UT202+/202R: 17.1kg; UT203+/203R: 16.1kg; UT202A+/UT204+/202F/204R: 16.7kg